

RELEASE NOTES – TEKLYNX CENTRAL v5.10.00
10 January, 2020

Table of Contents

System Requirements

New Features & Enhancements

Fixed Defects

Known Limitations

Compatibility with other TEKLYNX Software

System Requirements

Server:

Windows Server 2019 x64

Windows Server 2016 x64

Windows Server 2012/2012 R2 x64

Windows Server 2008 R2 SP1 x64

Windows Server 2008 SP2 x64

All service packs should be installed.

Memory: 2Gb minimum, 8Gb RAM recommended.

Display minimum resolution: 1366x768.

.NET Framework 4.6.1 (provided on DVD)

ASP.NET 4.0

LAS 2019.01.01 with UMSS 2019.01 (versions from TEKLYNX CENTRAL 5.1 package)

SENTINEL 2019.01.00

CODESOFT 2019.01.01

IIS 8.0 or higher

SQL Server 2012/2014/2016/2017. SQL Server Express is recommended for demo purposes only.

Oracle 11.2 or higher.

Note: Requires Oracle Client software version 8.1.7.

Recommended: Oracle Database 12c Release 2 Client (12.2.0.1.0).

ClickPrint Web Application works with SQL Server only.

Installation requires administrator's privileges.

Client:

Windows 10 (x32/x64)

Windows 8/8.1 (x32/x64)

Windows 7 SP1 (x32/x64)

Internet Explorer 11, Microsoft Edge, Firefox 70.0 (x32) or higher, Google Chrome 78.0 (x32) or higher.

2Gb RAM recommended.
Display minimum resolution: 1366x768.

Compatible with Virtual Environments:

VMWare ESXi 6.0 vCenter 6.0 vSphere Client 6.0
Citrix Hypervisor 8.0.0
Microsoft Hyper-V Server 2019
Oracle VM Virtual Box 6.0.12
VMware Workstation 15.1.0

Mobile Click Print Application:

iOS 10.2 or higher, 13.3 is recommended. Both iPhone and iPad devices are supported.
Android 6.0, 7.0, 7.1, 8.0, 8.1, 9.0, 10.0. GUI is optimized for mobile phones; tablets are not recommended.

Note: LocalPrint plugin for Chrome works in domain environment only.

Note: Multilanguage pack is not complete in this version.

[Back to Top](#)

New Features & Enhancements

New Command Center Look & Feel

47198 Allow Users to Change Password from Print Interface.

48491 LA categories permissions unchecked while creating user group.

42517 Rewrite MMC snap-ins as Windows Forms application.

45130 UMSS database connection now supports TLS 1.2 Encryption Methods.

45173 All Windows authentication screens have the option to prompt for a windows password.

45312 File>Label Archive>Connect performs UMSS/AD Group link check.

45802 Uninstall should not remove configuration files.

46310 Services cannot start when user name contains spaces.

46419 Remove need for local print plugin when local printing, workstation logic, and workstation variable are not in use.

46763 MSGS user activities logging: audit trail enhancements.

47831 Option to force windows password in every interface in which you authenticate.

48427 Make the preview in LABEL ARCHIVE higher quality.

[Back to Top](#)

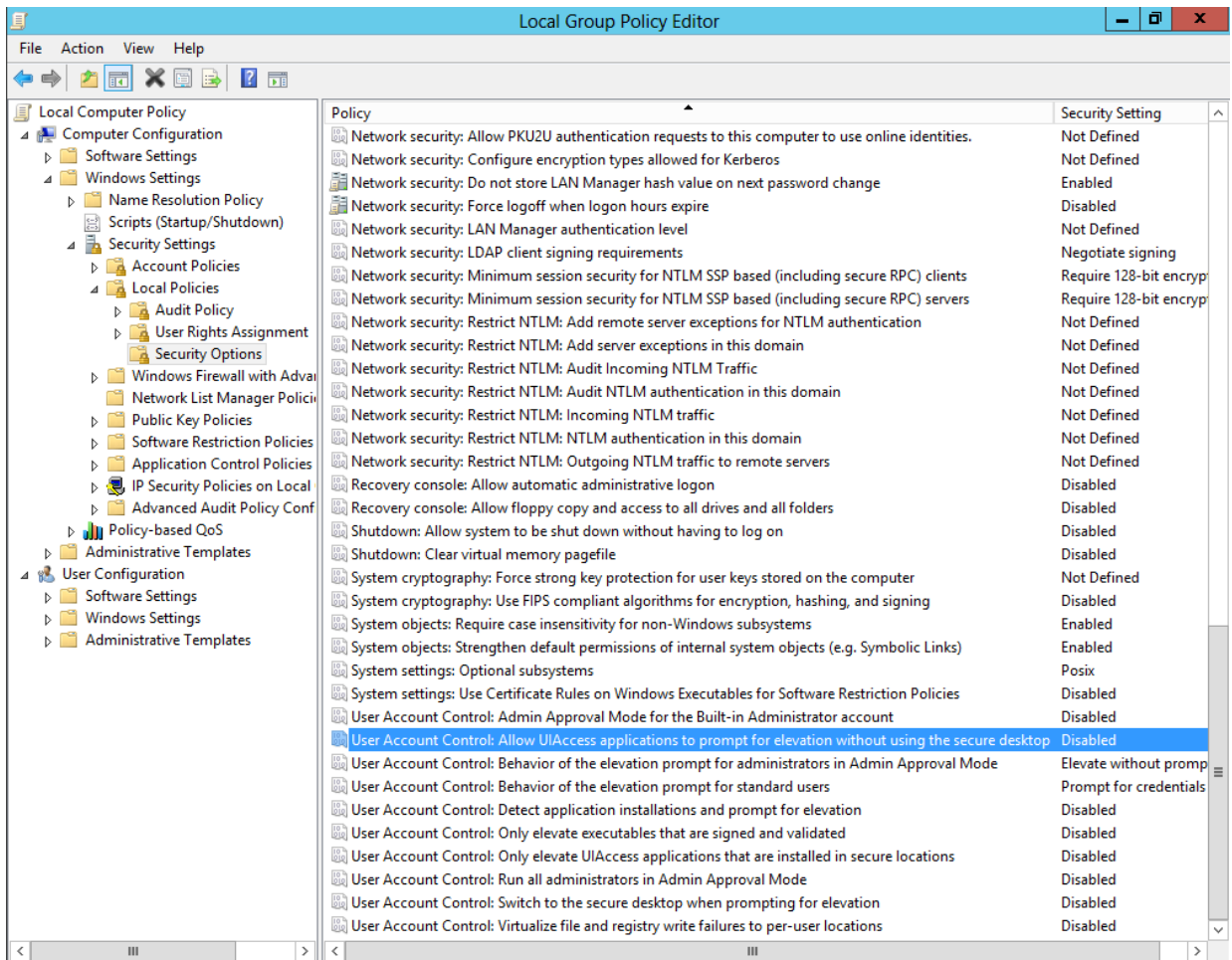
Fixed Defects

Please refer to "TestProtocol_TC_510_RC1.xls", "BugList_TC_510_RC1.xls"

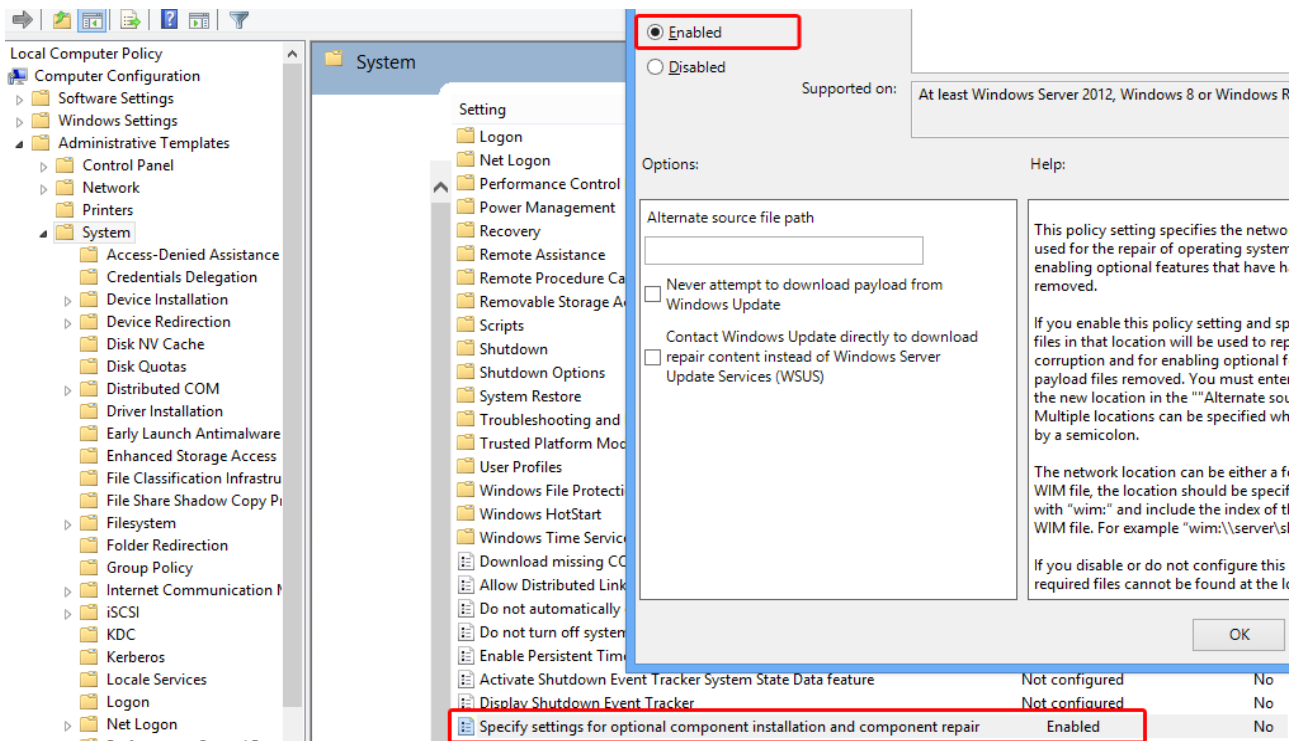
[Back to Top](#)

Known Limitations

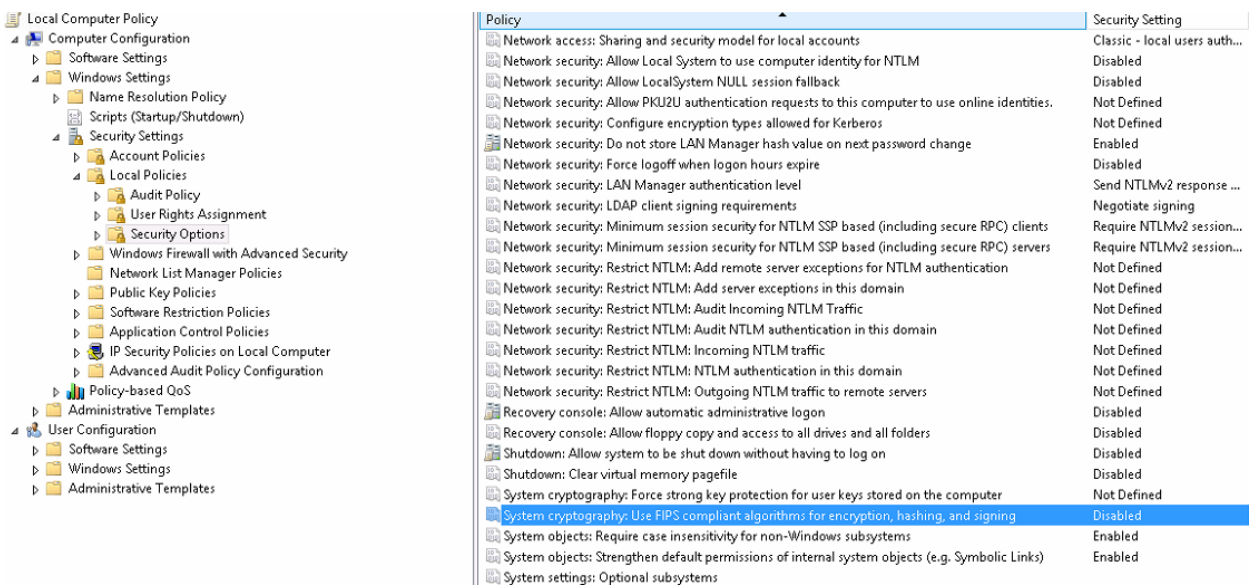
- It's recommended to restart PC after installation and TC activation.
- CODESOFT consumes 2 licenses on remote PCs – the second one is consumed by LAS. Remotely installed CODESOFT via Command Center prompts login screen twice.
- Upgrade is possible from TC 4.5 or higher.
- It's preferable to turn off **Windows Firewall, User Account Control and Antivirus** before installation (if possible).
- **User Account Control** on modern server systems like Windows Server 2012 should be also turned off in Local Group Policies.



- **Web Printing True Reprint** feature limitation: in some cases, reprint preview may be not correct, however correct data is sent to printer.
- **Reprint and Document History Writing in LAS:** it's not possible to reprint jobs in Web Printing Interface if LAS history setting on turned off.
- **SQL Server:** if you install TC 5.1 services under local system account, this user should be granted enough permission in SQL Server Studio to work with TC databases.
- **SQL Server 2012:** Sysadmin server role should have NT AUTHORITY\SYSTEM membership.
- **SQL Server** password should not have hash sign # at the beginning of password (Installshield bug). Avoid any unusual characters.
- **Windows 8.1/2012 R2:** Microsoft .NET 3.5 installation requires changes of Local Computer policy according to screenshot below.



- It's strongly advised to turn off Windows Security option **“System Cryptography: Use FIPS compliant algorithms for encryption, hashing, and signing”**. This option may cause connectivity problems (LA, Printing Interface etc.) when it's turned on by default in Local Computer. Microsoft techs provide explanation for this option. <http://blogs.technet.com/b/secguide/archive/2014/04/07/why-we-re-not-recommending-fips-mode-anymore.aspx> <https://support.microsoft.com/en-us/kb/811833>



- **Remote Installation** of CODESOFT/LABEL ARCHIVE Client can be performed only in the same domain as launched Command Center.
- **Sentinel** first print usually takes more time because of Codesoft engine instantiation (cold start). Also Codesoft engine is re-instantiated each 4 hours and this causes temporary print speed decrease.
- It's not recommended to add new TCPreview and TCPrint Sentinels manually. They may lock default TC Sentinels.
- After TC reinstall it's needed to re-add printers in Sentinel and check them again.
- TC can be reinstalled or upgraded under the same DB user only. Some categories permissions may be reverted to default (folders with alphanumeric names).
- When TC is installed on the language different from the default English, Sentinel Management tools still will be displayed in English. It's necessary to manually select preferred language in these applications.
- TC 5.1 PRINTING INTERFACE Web Site, TC 5.1 PRINTING INTERFACE Administration, SENTINEL 2019, LABEL ARCHIVE 2019 must be installed on the same PC. Three Sentinels will be created automatically – for printing, preview generation and infinite print. The watch folders for print sentinel must be "C:\Watch" and for preview sentinel - "C:\imgproc".
- For TEKLYNX CENTRAL web sites configuration is described in "TEKLYNX CENTRAL 5.1 PRINTING INTERFACE - IIS 7.0 CONFIGURATION GUIDE.doc". IIS 6 compatibility mode should be enabled in server roles.
- Windows Server 2012/Win 8: IIS should have the following features enabled: ASP.NET 4.5, и .NET 4.5 Extensibility.
- After TC is uninstalled, the Local Print component must be uninstalled from each workstation manually.
- Default PrintUser doesn't have enough rights to use actual Printing Interface because he's not a member of ACPrintUsers group. This PrintUser is mostly intended for Sentinel and consumes no license.
- If an external database is located on the network, it should be accessible with read/write permissions.
- If SENTINEL 2019 was not used for a period of time (10 minutes or more), getting a preview of a label after changing variables values might fail the first time. It will be shown from the second try on.

- Local Printing from Test print does not display watermark due to TlxPECu.exe functionality limitations.
- Local Printing only supports COM, LPT, and TCP/IP ports. Others available on local machine ports are filtered and will not be shown in the Local Print window.
- When printing to a file (XPS, PDF, etc.), the file selection dialog could be displayed in a different desktop which can be accessed by Interactive Services dialog provided by these operation systems. This dialog is sometimes shown a certain period of time after clicking the Print button.
- Limitation for input strings in “Naming” feature is 30 characters. (Long strings may stretch UI).
- “Naming” feature may produce incorrect orthography in complex phrases on languages different from English.
- All Mobile devices that use the mobile version of TEKLYNX CENTRAL will send the same workstation name (HANDHELD). In the TEKLYNX CENTRAL Administration, when browsing workstations, this name will not be seen automatically and must be added manually for the correct workstation logic operation. Also, in License Manager, all users connected from Mobile devices will consume one license for the HANDHELD workstation. The same is applied for ClickPrint mobile application (iOS, Android).
- On some systems, Windows Authentication for Microsoft SQL Server does not work. It is recommended to use SQL server in the native or mixed authorization mode.
- The Administrator cannot change TC language settings in the Command Center. Changing the corresponding registry key is required to apply new language for all products.
- License will be not released if user will close the Printing Interface browser window. Instead, it’s highly recommended to use “Logout” buttons.
- Local Print feature uses only one Sentinel which processes all incoming requests in the queue. Printing performance may be affected by big amount of simultaneous printing jobs from different remote clients.
- There is known TKComm printing issue: big quantity of complex labels on USB printers produces “cannot connect printer” error. Fix will be provided as a patch.
- CODESOFT installed on the remote workstation through Command Center's remote installation feature doesn't allow changing password which is expired using UMSS login form. The password can be changed in any other application (CODESOFT on server side, UMSS/MSGs administration console).

- If user changes the license type (for example, software key to hard key) it's needed to refresh the Licensing service in Command Center or restart it manually.
- Window popups of TEKLYNX CENTRAL Administration and Printing Interface are closed after 15 minutes of inactivity.
- **Oracle** limitations:
 - It's recommended to install Oracle Client x32 edition on both x32/x64 systems.
 - Oracle installation: Install ODAC 11.2.0.3.0 (provided on TC DVD) after TC 5.1 and .NET 4.0 installations.
 - Windows authentication may fail if Oracle database is adjusted to use case-sensitive strings. UMSS keeps Windows user credentials in lowercase ("domain/username"), but checking the "Windows Authentication" checkbox on login forms will substitute workstation domain in uppercase ("DOMAIN/username"). To avoid failures during login, change uppercase characters to lowercase.
- **TC 5.1 External DB** mode limitations:
 - Input masks are not supported in External DB mode.
 - "Print All" button is not supported in External DB mode.
 - "Hide Printed Labels" is not supported in External DB mode.
 - The External Database connectivity has only been tested with Microsoft Access and Microsoft Excel data files. Other data sources, including SQL and Oracle, were not tested as external databases and may cause instabilities in the system.
 - Populate product variable feature doesn't work in conjunction with Filters mode.
- **UMSS** limitations:
 - UMSS does not support un-registration of applications, only re-registration is available.
 - UMSS: Dynamic Category permissions are not editable in the scope of TC.

[Back to Top](#)

TEKLYNX CENTRAL v5.10.00 is compatible and fully tested to work with the following TEKLYNX software packages:

- LABEL ARCHIVE 2019.01.01 (TC 5.1 package version)
- UMSS/MSGs 2019.01 (TC 5.1 package version)
- CODESOFT 2019.01.01
- SENTINEL 2019.01.00

[Back to Top](#)

Copyright 2020 Teklynx Newco SAS. All rights reserved. TEKLYNX and its products are trademarks or registered trademarks of Teklynx Newco SAS or its affiliated companies. All other brands and product names are the trademarks of their respective owners.

This release notes document is for informational purposes only. Product specifications are likely to change.