

RELEASE NOTES – TEKLYNX CENTRAL GHS v5.00.00

20 February, 2019

Table of Contents

System Requirements

New Features & Enhancements

Fixed Defects

Known Limitations

Compatibility with other TEKLYNX Software

System Requirements

Server:

Windows Server 2008 SP2(x64)

Windows Server 2008 R2

Windows Server 2012/2012 R2

Windows Server 2016

All service packs should be installed.

8Gb RAM recommended.

Display minimum resolution: 1366x768.

.NET Framework 3.5 SP1 and 4.5.2 (provided on DVD)

ASP.NET 4.0

LAS 2018.01 with UMSS 2018.01 (versions from TEKLYNX CENTRAL 5.0 package)

SENTINEL 2018.01.02

CODESOFT 2018.01.02

IIS 7.0 or higher

SQL Server 2008/2008R2/2012/2014/2016/2017. SQL Server Express is recommended for demo purposes only.

Oracle 11.2 or higher.

Note: Requires Oracle Client software version 8.1.7.

Recommended: Oracle Database 12c Release 2 Client (12.2.0.1.0).

ClickPrint Web Application works with SQL Server only.

Installation requires administrator's privileges.

Follow TEKLYNX CENTRAL 5.0 PRINTING INTERFACE - IIS 7.0 CONFIGURATION GUIDE before installation.

Client:

Windows 7 SP1 (x32/x64)

Windows 8/8.1 (x32/x64)

Windows 10 (x32/x64)

Internet Explorer 11, Microsoft Edge, Firefox 58.0 (x32) or higher, Google Chrome 63.0 (x32) or higher.
2Gb RAM recommended.
Display minimum resolution: 1366x768.

Compatible with Virtual Environments:

VMWare vSphere 5.0, 5.1.0, 6.0.0
Citrix XenServer 6.5 SP1, 7
Microsoft Hyper-V 2012 R2, 2016
Oracle VM Virtual Box 5.1.14 and higher
Parallels 6.0 and higher
VMWare Workstation 7.1 and higher

Mobile Click Print Application:

iOS 10.2 or higher. Both iPhone and iPad devices are supported.
Android 6.0, 7.0, 7.1. GUI is optimized for mobile phones; tablets are not recommended.

Note: LocalPrint plugin for Chrome works in domain environment only.

Note: Multilanguage pack is not complete in this version.

[Back to Top](#)

New Features & Enhancements

TEKLYNX CENTRAL GHS 5.0 is abbreviated as TC 5.0 in current document.

- **SSL/HTTP** support added to LocalPrint plugin.
- **External DB mode:** SQL Views support added.
- **True reprint behavior:** this feature is available for server-side reprint, however LocalPrint jobs will have old static preview (non-true reprint).
- **RTC5.0-2.2-004** When associating a label with a product it should respect the order that the variables are configured in CODESOFT after they are imported into CENTRAL as well as all the min, max, mask, and pick lists settings.
- **RTC5.0-2.2-006** The ability to install a second TCADMIN and TKCENTRAL webpage and DB. Feature is managed by Application Configuration tool launched during installation or later.
It's enabled by the following command line parameters: c:\Program Files (x86)\Teklynx\Common\InstallDB.exe" /mode:cloneweb
- **RTC5.0-2.2-007** The ability to direct CENTRAL to look to a new DB server or DB's by changing 1 location, not many spots. This change is for SQL Server only. Feature is managed by Application Configuration tool launched during installation or later.

- **RTC5.0-2.2-011** Include the following customers' patches:
 1. Deleting UMSS sessions for UMSS-MSGs Administration Snap-in and remote CODESOFT if requests from these apps have not been processed more than 5 minutes by default.
 2. Deleting UMSS session from UMSS-MSGs Snap-in releases the appropriate license.
 3. Administrator user does not consume license on server side to let Command Center be launched anyway.
 4. UMSS user groups can be cloned via UMSS-MSGs Snap-in.
 5. Reprint for External Database.
 6. Reprint history only for current user.
 7. Reprint with CODESOFT control variables.
 8. Allow "When Printed variables" modification on External Database Reprint.
- **RTC5.0-2.2-015** Implement statistics dashboard in Command Center displaying:
 - Top 3 most active users based on the quantity of print requests.
 - Top 3 most active printers and the quantity of labels printed.
 - Top 3 most active products or work orders.
- **RTC5.0-2.2-016** The ability to have a reprint through CENTRAL that functions the same as the reprint through LABELARCHIVE. This would be a true reprint, not a re-request.
- **RTC5.0-2.2-017** Make the SQL DB's on the back end of CENTRAL work with SQL Replication. This only has to be 1-way replication (transactional replication), no need in bi-directional replication.
- **RTC5.0-2.2-040** Support upgrades from any version 4.0 or above.
- **RTC5.0-2.2-047** Add "Double entry verification feature" for variables on Print page to comply of CFR21 part 11. Section "6" says that for critical data entered manually there should be an additional check on the accuracy of the data.
- **RTC5.0-2.2-050** The ability to require a password for a user to be able to generate a reprint. This would need to be incorporated in both the browser reprint in which you are currently redesigning and directly in CODESOFT. The authentication would need to be with their UMSS or AD account. NOTE: Password is not requested for Local Reprint jobs.
- **RTC5.0-2.2-051** Copied from LAS 2017 MRD: Ability to rename a folder in LA.
- **RTC5.0-2.2-052** Ability to configure an input mask in a variable just like you can in CODESOFT and standard mode, but while using the external DB feature.
- **RTC5.0-2.2-053** Windows auth login with manual password entry. Login will be stopped on following error codes returned by domain controller:
 - ERROR_PASSWORD_EXPIRED 1330
 - ERROR_TIMEOUT 1460
 - ERROR_LOGON_FAILURE 1326

ERROR_ACCOUNT_DISABLED 1331
ERROR_INVALID_DOMAIN_STATE 1353
ERROR_NO_SUCH_DOMAIN 1355

- **RTC5.0-2.2-054** Tags enhancements: tags lists with adjustable default settings.
- **RTC5.0-2.2-055** Searching over labels using variables as lookup parameters. CODESOFT should add variables metadata on Check In.
- **RTC5.0-2.2-057** LocalPrint should support UNICODE charset.
- **RTC5.0-2.2-058** Use the user and workstation names from the printing interface on the label that is printing (applied for both printing and preview).
- **RTC5.0-2.2-059** Mobile ClickPrint application will have same Product/Workorders/Labels workflow as regular Printing Interface web site. NOTE: Windows Auth is not possible for Mobile Application because iOS/Android devices cannot be in Windows Domain.
- **RTC5.0-2.2-060** To have an option setting Print Quantity to 1 in External DB mode. Currently it's controlled by SQL query.

[Back to Top](#)

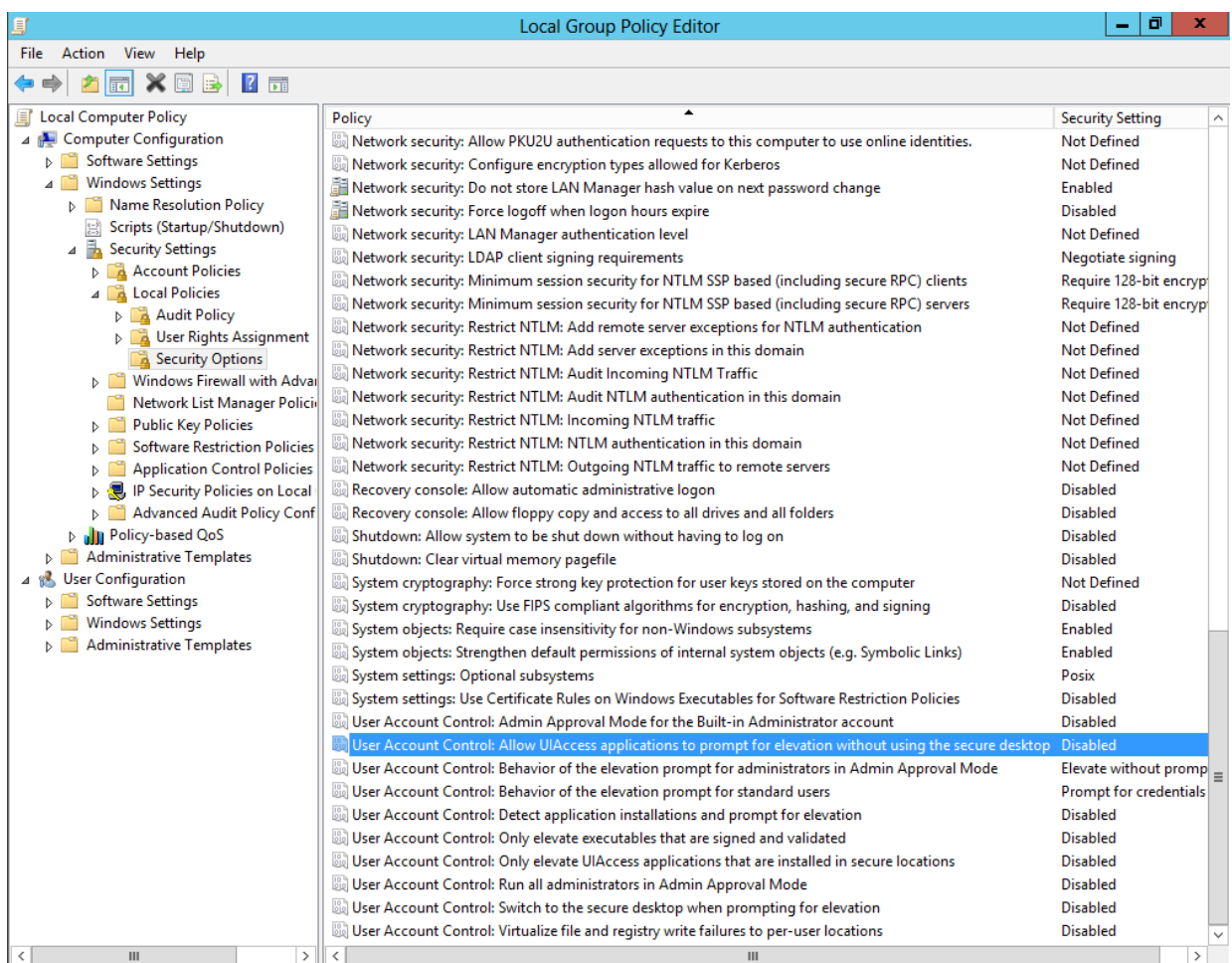
Fixed Defects

ID	Title
45134	When "do not save drafts between final versions" is active, you get an error on check in about metadata
46363	All history records are deleted while only the "print history" option is selected
45133	Job will not print a label with hidden variables
46401	TC5.0: Installer components are not removed
46478	ClickPrint preview and printing is not working
45315	LAS: Allow checkin an external label as a new version of an existing one
45323	LAS : checkin issue after using export/import functions
45135	Active Directory/UMSS Group Linking Broken
45171	GUI Customization/Naming convention w/ multiple websites
45310	Reprint fails when original print is from mobile app
45458	%SERVER%/TCCLICKPRINT Cannot Print or Load Previews
46327	Mobile (iOS). Add 'About' page to observe current version
46328	Mobile (Android). Add 'About' page to observe current version

[Back to Top](#)

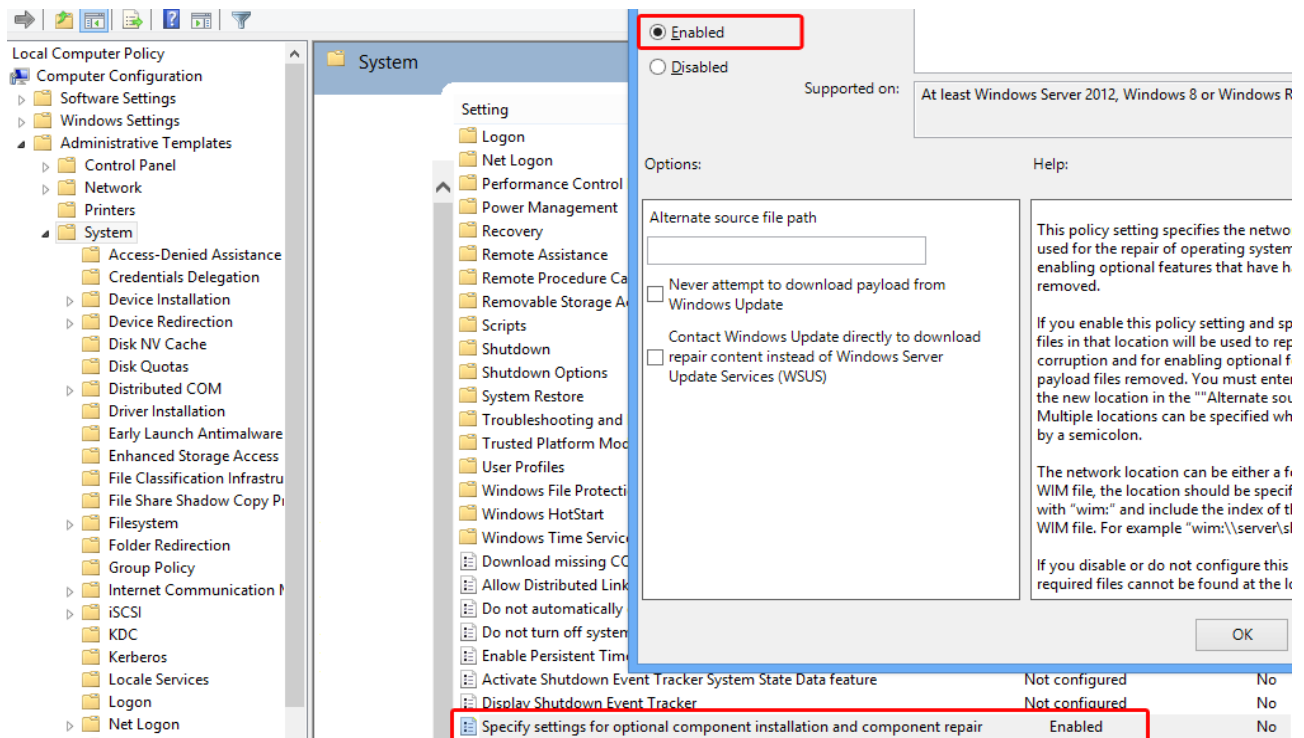
Known Limitations

- It's recommended to restart PC after installation and TC activation.
- CODESOFT consumes 2 licenses on remote PCs – the second one is consumed by LAS. Remotely installed CODESOFT via Command Center prompts login screen twice.
- Upgrade is possible from TC 4.0 or higher.
- It's preferable to turn off **Windows Firewall, User Account Control and Antivirus** before installation (if possible).
- **User Account Control** on modern server systems like Windows Server 2012 should be also turned off in Local Group Policies.

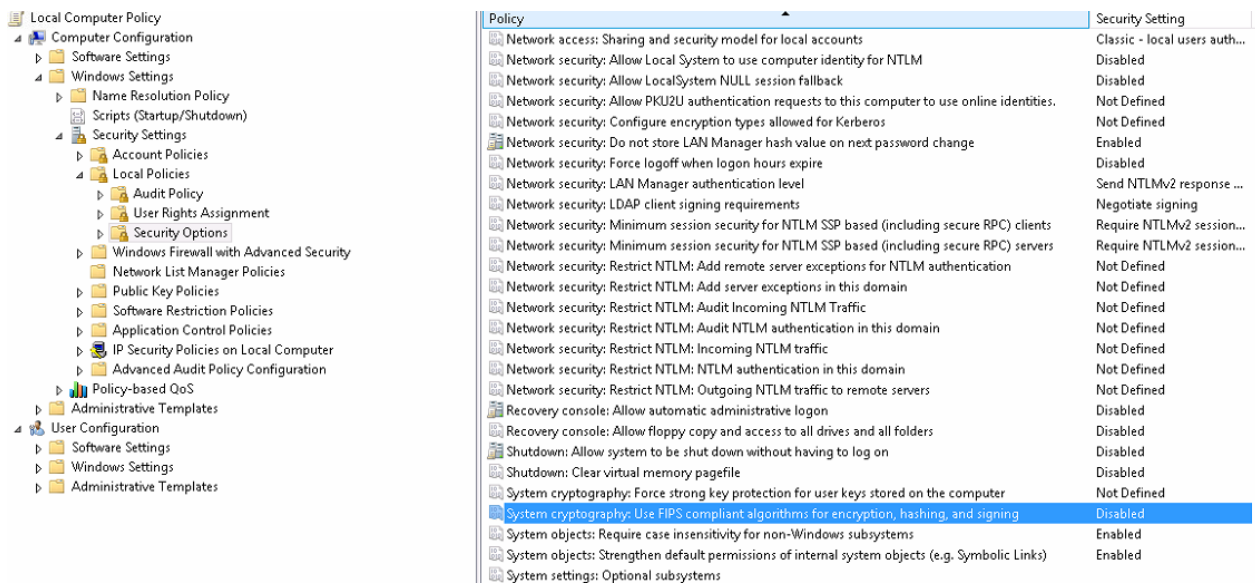


- **Web Printing True Reprint** feature limitation: in some cases, reprint preview may be not correct, however correct data is sent to printer.
- **Reprint and Document History Writing in LAS:** it's not possible to reprint jobs in Web Printing Interface if LAS history setting on turned off.

- **SQL Server:** if you install TC 5.0 services under local system account, this user should be granted enough permission in SQL Server Studio to work with TC databases.
- **SQL Server 2012:** Sysadmin server role should have NT AUTHORITY\SYSTEM membership.
- **SQL Server** password should not have hash sign # at the beginning of password (Installshield bug). Avoid any unusual characters.
- **Windows 8.1/2012 R2:** Microsoft .NET 3.5 installation requires changes of Local Computer policy according to screenshot below.



- It's strongly advised to turn off Windows Security option **"System Cryptography: Use FIPS compliant algorithms for encryption, hashing, and signing"**. This option may cause connectivity problems (LA, Printing Interface etc.) when it's turned on by default in Local Computer. Microsoft techs provide explanation for this option.
<http://blogs.technet.com/b/secguide/archive/2014/04/07/why-we-re-not-recommending-fips-mode-anymore.aspx>
<https://support.microsoft.com/en-us/kb/811833>



- Remote Installation** of CODESOFT/LABEL ARCHIVE Client can be performed only in the same domain as launched Command Center.
- Sentinel** first print usually takes more time because of Codesoft engine instantiation (cold start). Also Codesoft engine is re-instantiated each 4 hours and this causes temporary print speed decrease.
- It's not recommended to add new TCPreview and TCPrint Sentinels manually. They may lock default TC Sentinels.
- After TC reinstall it's needed to re-add printers in Sentinel and check them again.
- TC can be reinstalled or upgraded under the same DB user only. Some categories permissions may be reverted to default (folders with alphanumeric names).
- When TC is installed on the language different from the default English, Sentinel Management tools still will be displayed in English. It's necessary to manually select preferred language in these applications.
- TC 5.0 PRINTING INTERFACE Web Site, TC 5.0 PRINTING INTERFACE Administration, SENTINEL 2018, LABEL ARCHIVE 2018 must be installed on the same PC. Three Sentinels will be created automatically – for printing, preview generation and infinite print. The watch folders for print sentinel must be "C:\Watch" and for preview sentinel - "C:\imgproc".
- For TEKLYNX CENTRAL web sites configuration is described in "TEKLYNX CENTRAL 5.0 PRINTING INTERFACE - IIS 7.0 CONFIGURATION GUIDE.doc". IIS 6 compatibility mode should be enabled in server roles.
- Windows Server 2012/Win 8: IIS should have the following features enabled: ASP.NET 4.5, и .NET 4.5 Extensibility.

- After TC is uninstalled, the Local Print component must be uninstalled from each workstation manually.
- Default PrintUser doesn't have enough rights to use actual Printing Interface because he's not a member of ACPrintUsers group. This PrintUser is mostly intended for Sentinel and consumes no license.
- If an external database is located on the network, it should be accessible with read/write permissions.
- If SENTINEL 2018 was not used for a period of time (10 minutes or more), getting a preview of a label after changing variables values might fail the first time. It will be shown from the second try on.
- Local Printing from Test print does not display watermark due to TkxPECu.exe functionality limitations.
- Local Printing only supports COM, LPT, and TCP/IP ports. Others available on local machine ports are filtered and will not be shown in the Local Print window.
- When printing to a file (XPS, PDF, etc.), the file selection dialog could be displayed in a different desktop which can be accessed by Interactive Services dialog provided by these operation systems. This dialog is sometimes shown a certain period of time after clicking the Print button.
- Limitation for input strings in "Naming" feature is 30 characters. (Long strings may stretch UI).
- "Naming" feature may produce incorrect orthography in complex phrases on languages different from English.
- All Mobile devices that use the mobile version of TEKLYNX CENTRAL will send the same workstation name (HANDHELD). In the TEKLYNX CENTRAL Administration, when browsing workstations, this name will not be seen automatically and must be added manually for the correct workstation logic operation. Also, in License Manager, all users connected from Mobile devices will consume one license for the HANDHELD workstation. The same is applied for ClickPrint mobile application (iOS, Android).
- On some systems, Windows Authentication for Microsoft SQL Server does not work. It is recommended to use SQL server in the native or mixed authorization mode.
- The Administrator cannot change TC language settings in the Command Center. Changing the corresponding registry key is required to apply new language for all products.

- License will be not released if user will close the Printing Interface browser window. Instead, it's highly recommended to use "Logout" buttons.
- Local Print feature uses only one Sentinel which processes all incoming requests in the queue. Printing performance may be affected by big amount of simultaneous printing jobs from different remote clients.
- There is known TKComm printing issue: big quantity of complex labels on USB printers produces "cannot connect printer" error. Fix will be provided as a patch.
- CODESOFT installed on the remote workstation through Command Center's remote installation feature doesn't allow changing password which is expired using UMSS login form. The password can be changed in any other application (CODESOFT on server side, UMSS/MSGs administration console).
- If user changes the license type (for example, software key to hard key) it's needed to refresh the Licensing service in Command Center or restart it manually.
- Window popups of TEKLYNX CENTRAL Administration and Printing Interface are closed after 15 minutes of inactivity.
- **Oracle** limitations:
 - It's recommended to install Oracle Client x32 edition on both x32/x64 systems.
 - Oracle installation: Install ODAC 11.2.0.3.0 (provided on TC DVD) after TC 5.0 and .NET 4.0 installations.
 - Windows authentication may fail if Oracle database is adjusted to use case-sensitive strings. UMSS keeps Windows user credentials in lowercase ("domain/username"), but checking the "Windows Authentication" checkbox on login forms will substitute workstation domain in uppercase ("DOMAIN/username"). To avoid failures during login, change uppercase characters to lowercase.
- **TC 5.0 External DB** mode limitations:
 - Input masks are not supported in External DB mode.
 - "Print All" button is not supported in External DB mode.
 - "Hide Printed Labels" is not supported in External DB mode.
 - The External Database connectivity has only been tested with Microsoft Access and Microsoft Excel data files. Other data sources, including SQL and Oracle, were not tested as external databases and may cause instabilities in the system.
 - Populate product variable feature doesn't work in conjunction with Filters mode.
- **UMSS** limitations:

- UMSS does not support un-registration of applications, only re-registration is available.
- UMSS: Dynamic Category permissions are not editable in the scope of TC.

[Back to Top](#)

Compatibility with other TEKLYNX Software

TEKLYNX CENTRAL GHS v5.0.00 is compatible and fully tested to work with the following TEKLYNX software packages:

- LABEL ARCHIVE 2018.01 (TC 5.0 package version)
- UMSS/MSGs 2018.01 (TC 5.0 package version)
- CODESOFT 2018.01.02
- SENTINEL 2018.01.02

[Back to Top](#)

Copyright 2019 Teklynx Newco SAS. All rights reserved. TEKLYNX and its products are trademarks or registered trademarks of Teklynx Newco SAS or its affiliated companies. All other brands and product names are the trademarks of their respective owners.
This release notes document is for informational purposes only. Product specifications are likely to change.